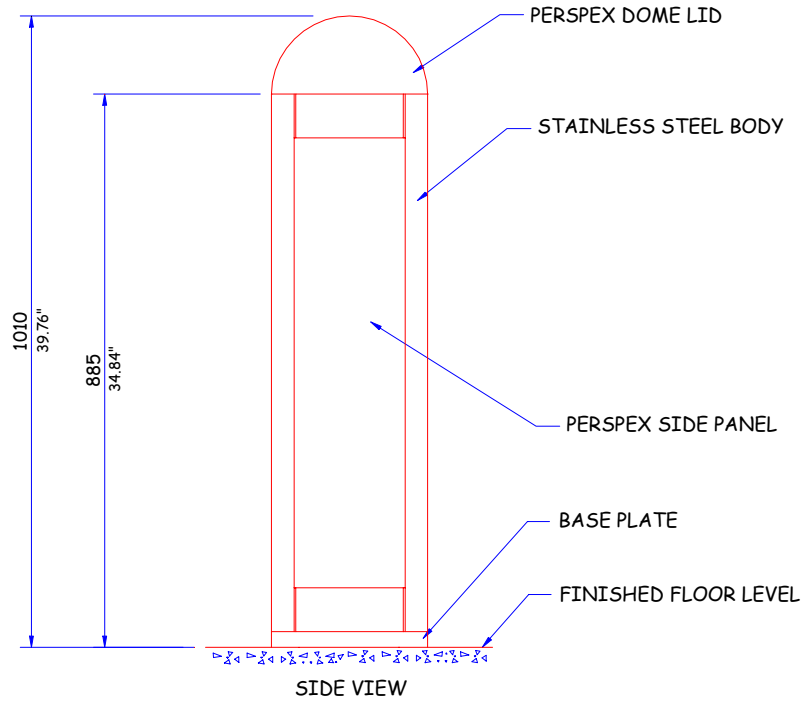
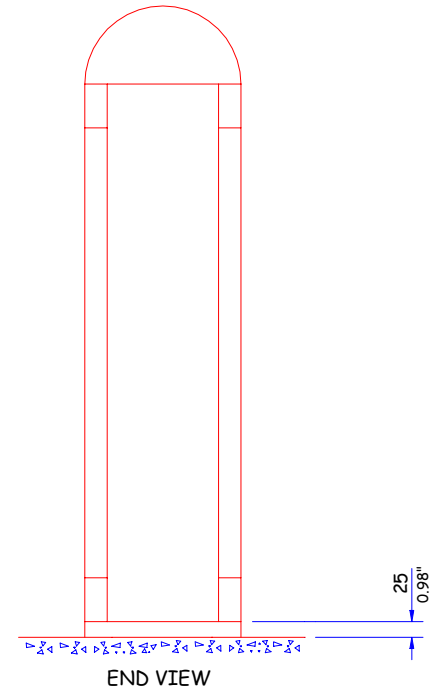


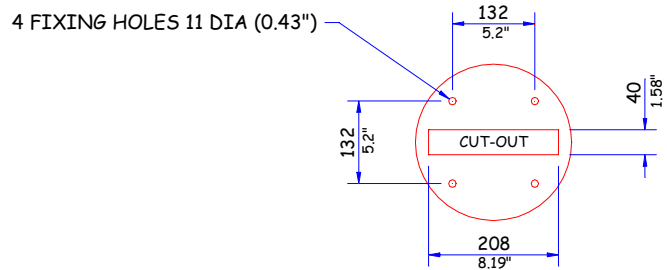
TOP VIEW



SIDE VIEW




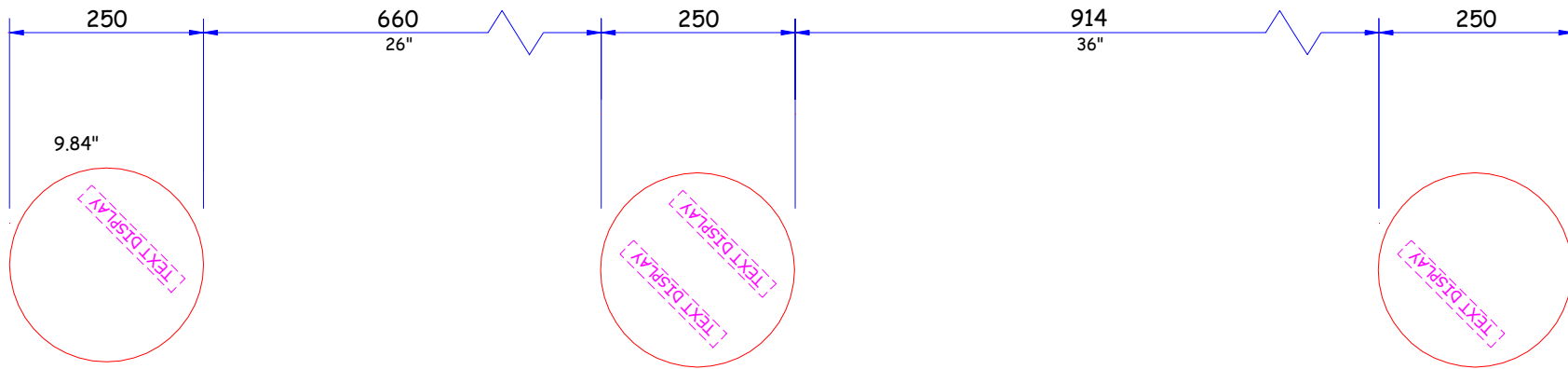
END VIEW



BASE VIEW
(VIEWED FROM ABOVE)

PRODUCT: CYLINDRICAL FASTLANE	
TITLE: GENERAL DIMENSIONS	
DRAWN: RST	DRAWING No: S665_50_A0
DATE: 1.3.03	This document is the copyright of Integrated Design Ltd





STANDARD LANE WIDTH
STANDARD ACCESS

EXTENDED LANE WIDTH
* DISABLED ACCESS

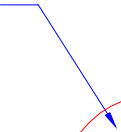
* SUBJECT TO LOCAL LEGISLATION

THIS DRAWING SHOWS TYPICAL LANE WIDTHS.
LANES CAN BE BETWEEN 600mm & 1000mm. (23.6" & 39.4")

PRODUCT: CYLINDRICAL FASTLANE	
TITLE: GENERAL LAYOUT	
DRAWN: RST	DRAWING No: S665_51_A0
DATE: 1.1.03	This document is the copyright of Integrated Design Ltd



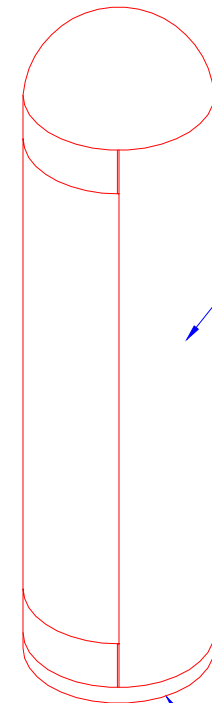
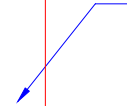
DOME - SMOKED PERSPEX 923



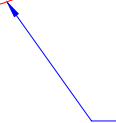
INNER SIDE PANEL -
BLACK PERSPEX 962




BODY -
ST/STEEL SATIN 304



BASE PLATE -
BLACK MILD STEEL



OUTER SIDE PANEL -
BLACK PERSPEX 962



PRODUCT: CYLINDRICAL FASTLANE

TITLE: MATERIAL SPECIFICATIONS




DRAWN: RST

DRAWING No: S665_53_A0

DATE: 1.3.03


This document is the copyright of
Integrated Design Ltd






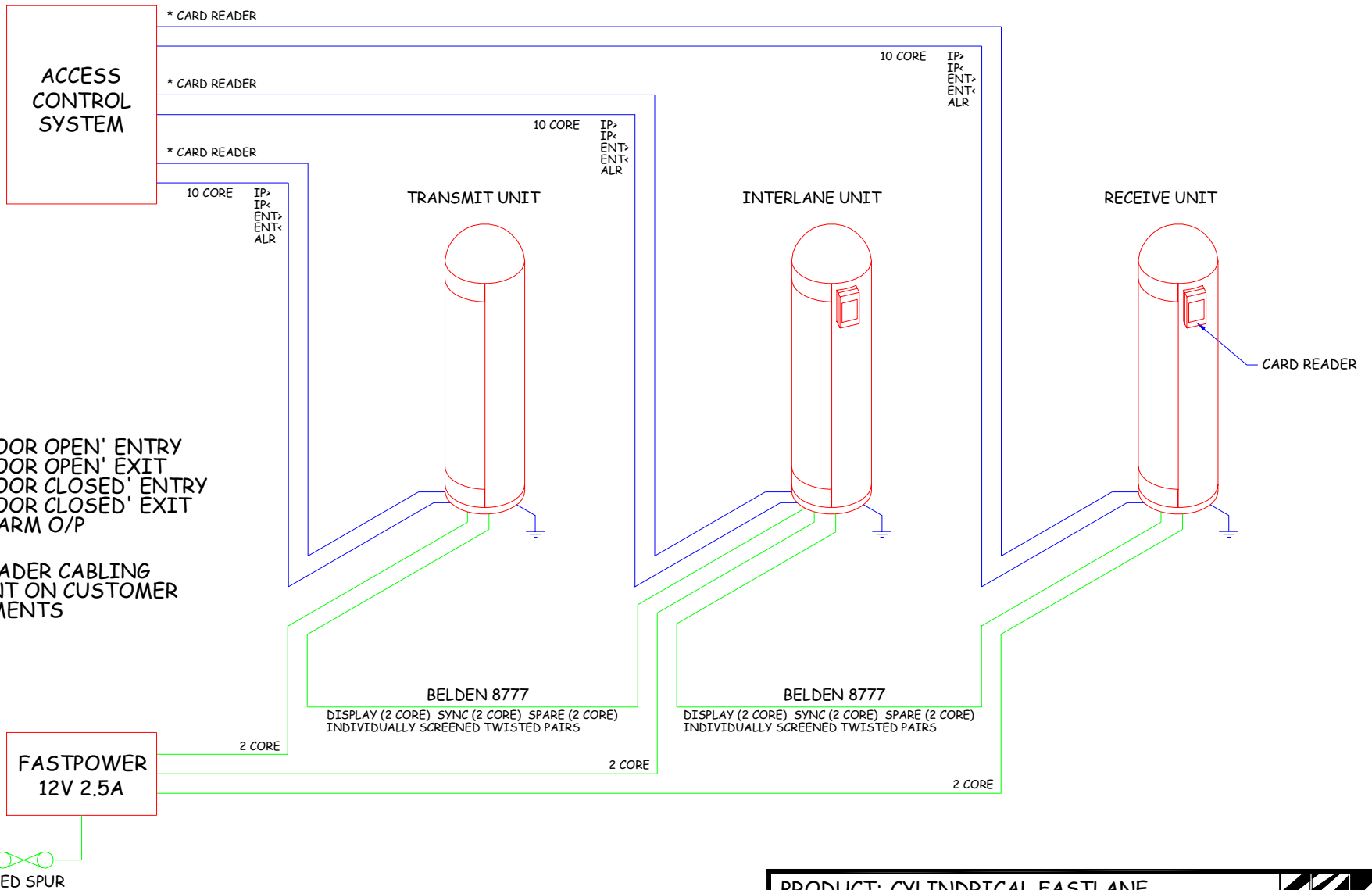
CARD READER
RECOMMENDED
POSITION

PRODUCT: CYLINDRICAL FASTLANE		
TITLE: CARD READER POSITIONING		
DRAWN: RST	DRAWING No: S665_54_A0	
DATE: 1.3.03	This document is the copyright of Integrated Design Ltd	



PRODUCT: CYLINDRICAL FASTLANE	
TITLE: GENERAL VIEW	
DRAWN: RST	DRAWING No: S665_56_A0
DATE: 1.3.03	This document is the copyright of Integrated Design Ltd





PRODUCT: CYLINDRICAL FASTLANE	
TITLE: CABLING REQUIREMENTS	
DRAWN: RST	DRAWING No: S665_57_A0
DATE: 1.3.03	This document is the copyright of Integrated Design Ltd

